

PETBARN
puppy & kitten
club

Kitten Guide

Give them the best start to life

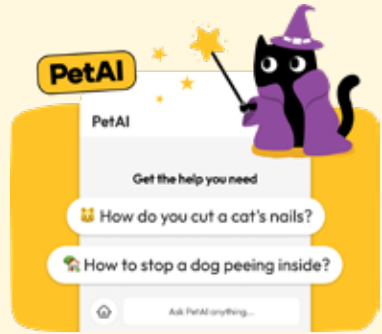


A proud partner of
Greencross Vets

Love them back with a single app

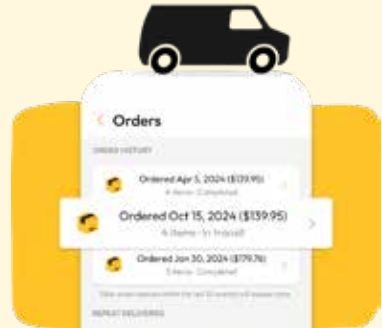
Download today!

TOGETHER WITH  Greencross Vets




**Got pet questions?
Ask Pet AI for answers.**

Have pet-related questions answered in a flash. Powered by information across Petbarn and Greencross Vets websites.



Track orders in one place.

All your order and tracking details in one place. Easy!



Book a vet appointment.

Find your closest Greencross Vet and book an appointment with ease.


The joy of a new kitten

As a new pet parent, you want to make sure your kitten starts off on the right paw so they can grow into a happy and healthy adult. At Petbarn, we're here to help you provide the best care for your newest family member. In the following pages you'll find everything you need to look after your kitten.

Use this guide throughout the first year of your kitten's life to help with everything from feeding and exercise, to litter training and vaccinations. These essential tips and advice will help you make the best decisions for your kitten's well-being to shape them into a strong and confident cat.

Tiny Tip:

Cats are a lifelong commitment!
The average life expectancy of cats is 15 years, but some live to be over 20 years old!



PETBARN
puppy & kitten
club

Get tailored
advice for every
step of the way.



Contents

The ultimate guide to caring for your new kitten.

Kitten checklist	6
Petbarn Puppy & Kitten Club	8
Australia's top cat breeds	10

Food

Benefits of super premium food	15
What to feed your kitten	17
Wet food vs dry food	19



Up to \$550 worth of discount vouchers available*

*T&Cs apply.
See back cover for details.

Health

When to take your kitten to the vet	21
Preparing for your kitten's veterinary needs	23
Tips for stress-free vet visits	25
What vaccines do kittens need?	27
Desexing your kitten	29
Toxic plants to avoid	33
Protect your kitten from parasites	35



Cat litter

Toilet training your kitten	39
Types of cat litter	41
Choose the right litter tray	43
Litter dos and don'ts	45






Preparation

- How to kitten proof your home 49
- Common household dangers 51
- Why you need a cat scratcher 53



Becoming an adult

- When to start feeding your kitten adult food 70
- How to change your kitten's food 70



Settling in

- How to introduce your kitten to the family 56
- Travelling with your kitten 57
- Kitten must-dos 59
- Kitten teething 60
- What is my kitten saying? 61
- Grooming your kitten 65
- What to do with your kitten on holidays 67



Love them
back with a
single app
Download today!

TOGETHER WITH  Greencross Vets



Download on the
App Store

GET IT ON
Google Play

Kitten checklist

Petbarn has everything you need to ensure your new kitten is settled and happy. Flip to page 73 for vouchers to use on some of these products!

Getting prepped

- ❑ Collar with bell and ID tag
- ❑ Cat harness and lead
- ❑ Calming diffuser or spray
- ❑ Download the Petbarn App (Page 5).
- ❑ Sign up to the Petbarn Puppy & Kitten Club (Page 8).



Pet Relax
Plug Diffuser



All Day
Sparkle Kitten
Harness & Lead Set

Coming home

- ❑ Cat bed
- ❑ Travel crate or carrier
- ❑ Plush toys for comfort



All Day
Medium Carrier



All Day
Two Tone Faux Fur
Cat Deep Dome

Toilet Training

- ❑ Cat litter
- ❑ Litter tray, tray liners and litter spray



Michu
Cat Litter
Tray Boba



Freshco
Tofu Kitten
Litter



Natures Miracle
Odour Destroy
Litter Spray

Grooming

- ❑ Cleaning wipes
- ❑ Brush & comb
- ❑ Nail clippers



Bow & Bell
Cat Flea
Comb Double
Sided



Bow & Bell
Cat Claw
Scissors



Bow & Bell
Eye Wipes

Petbarn's kitten starter bundles

Scan the QR code to get your kitten starter kit
or online at: petbarn.com.au/cats/kitten/starter-packs



Playing

- Play toys
- Scratch post
- Lots of cuddles



All Day
Multi Level
Playground Cat
Scratcher



All Day
5 in 1 Kitten
Teaser

Feeding

- Super premium kitten food
- Food and water bowls



ProBalance
Dry Kitten
Food



All Day
Ceramic Good
Kitty Bowl

Health

- Flea, tick and worming treatments
- Toothbrush and toothpaste
Establish a good dental routine to prevent disease in the future. Learn more on page 60.



Revolution Plus
Flea, Tick and
Worm Treatment

Greencross Vets

- **Health check**
For vaccinations, health care advice and to check microchip details are correct.
- **Healthy Pets Plus**
With membership, gain access to included standard vet consultations, WebVet, vaccinations, discounts on de-sexing and more! Learn more on Page 22.

Animal Referral & Emergency Network

- Be prepared in case of a pet emergency and know your local emergency vet.
Find your nearest location at emergencyvet.com.au

\$40 OFF

Your next vaccination



OR

\$50 OFF

Your Healthy Pets Plus Membership.

Vaccinations included!



T&Cs apply. See page 77 for details

\$40 OFF

Your emergency consult fee



T&C's apply. See page 79 for details.

PETBARN puppy & kitten club

Introducing our Puppy & Kitten Club – with all you need for all they need.

Members unlock tailored advice, exclusive discount vouchers (including discounts on essential healthcare), and special treats to reward both little pets and their humans. Plus, as a Friends for Life loyalty member,

you'll also continue to receive on-going benefits as your little pet grows into a not-so-little one.

If you've already joined, here's a handy summary of what to expect. And if you haven't joined yet – well, what are you waiting for?

Explore Puppy & Kitten Club and member perks



Tailored advice

Head in-store to get advice from our team members, or visit our online hub, petbarn.com.au/puppy-care, to learn more about your puppy's development.



Free welcome bag

Every new Puppy & Kitten club member gets a free welcome bag* packed with hundreds of dollars in discount vouchers for everything puppy & kitten.



Healthcare discounts



You can choose to either save on their first vaccination, or get \$50 off your Healthy Pets Plus membership – fetching you big savings either way. And in case of emergencies, take \$40 off your first emergency consult fee through the Animal Referral & Emergency Network. **Learn more on page 75.**

Haven't joined the club yet?

Make sure you've completed these steps to finalise your sign up:

1

Sign up to our Friends for Life loyalty program

2

Complete your Pet Profile online

3

Enjoy the perks!

*Only available in-store. While stocks last. Available for new Friends For Life Members who join the Petbarn Puppy & Kitten Club and purchase food. One bag per member.

Plus, you get all the regular benefits of Friends for Life membership



\$ Rewards for Every Purchase

Collect at least 10 points* for every \$ you spend at Petbarn and Greencross Vets. Redeem 6000 points for a \$10 voucher.

% Member Only Pricing[^]

On selected products, including food, flea, tick and worm prevention, treats and litter.

★ Extra perks & advice

Be sure to check your inbox for exclusive offers and advice to support you throughout all stages of pet parenthood.

Sign up at petbarn.com.au/loyalty-program
or via the **Petbarn App**

*For full terms and conditions see www.petbarn.com.au/terms-and-conditions

[^]Member only price may vary in-store and online. Further T&Cs apply.



Australia's top cat breeds

When you're looking for your next best friend, check out some of Australia's most-loved breeds.

Domestic Short Hair

Domestic Short Hair cats are some of the most common breeds found in animal shelters. Descended from a wide range of breeds, every Domestic Short Hair cat has their own unique personality. Their short coats come in a range of colours and patterns.



We recommend:



ProBalance
Kitten Food



Wahl
De-shedding Cat Glove



All Day
Electronic Flutter Butterfly

Burmese

Spirited and intelligent, Burmese cats enjoy being the main attraction and prefer not to be left alone for long periods of time. They're fantastic lap warmers and love nothing more than being cuddled. Expect some noise, as they tend to be quite vocal.



We recommend:



ProBalance
Indoor Kitten Food



Bow + Bell
Pin Bristle Cat Brush



All Day
Mice Teaser Toy

Maine Coon

Maine coons are known for their massive size and luscious, fluffy coats. They're relaxed and easy-going cats that get along with most people and animals, including other cats. Despite their size, they often have tiny voices.



We recommend:



Hill's Science Diet
Indoor Kitten Food



Bow + Bell
Slicker Cat Brush



All Day
Mouse With Feather Tail

Ragdoll

Ragdolls are social cats who love affection and get along well with other animals and children. They're often compared to dogs because of their friendliness and intelligence.



We recommend:



Royal Canin
Kitten Food



FURminator
Long Hair Cat
Deshedding Tool



All Day
Terrazzo Tunnel



Want to know more about your kitten's breed?
Check out our breed profiles.





Petbarn Foundation

For the **Love** of pets

The Petbarn Foundation is dedicated to making the world a better place for pets and the people who love and care for them.

- 🐾 More than \$29M donated to pet-related charities, supporting thousands of people and pets in need.
- 🐾 \$8.95M raised and donated to Vision Australia to fund 179 Seeing Eye Dogs for Australian's living with blindness or low vision.
- 🐾 500+ rescue partners supported.
- 🐾 More than \$1M donated to support Domestic Violence programs, providing over 23,000 nights of safety.
- 🐾 More than 100 community outreach events funded in the last year.

*Figures correct as of April 2025



RSPCA & Petbarn Team at Community Outreach day

To learn more about the Petbarn Foundation



Scan here or go to petbarn.com.au/foundation

The Petbarn Foundation supports hundreds of charities who support thousands of people and pets every year.

Meet Olive

Meet Olive, a kitten who was found wandering the streets with a badly injured eye. She was rescued by RSPCA Victoria, but sadly not in time to save her eye. No one came looking for little Olive, the one-eyed cat. She remained in care of the RSPCA veterinary team for 6 months and was then adopted. Now, she is enjoying life in her loving forever home!



**80,000+
pets saved
through
in-store
adoptions**





Food

What should I feed my kitten?

Feeding the right food is an important part of giving your kitten the best start in life. A super premium diet is the best way for your little one to grow into a happy and healthy cat (see page 15).





ROYAL CANIN®

Support your kitten's unique needs.



**STRONG
IMMUNE SYSTEM**



**BRAIN
DEVELOPMENT**



**MICROBIOME
SUPPORT**

1 month to
4 months

4 to 6 months

6 to 12 months
(after sterilisation)



Benefits of super premium food

What is super premium food?

'Super premium' refers to the high quality of the ingredients and formulations. Super premium food is complete and balanced, vitamin-rich and nutritionally dense food with quality proteins, fats and carbohydrates for healthier kittens.

Why feed a super premium diet?

Kittens develop rapidly, both physically and mentally, so they need food that's specifically formulated to support their needs at this stage of life. Super premium food is nutritionally complete and balanced and encourages the healthy development of their immune system, brain development, joints, muscles and more.

What about the cost?

You may think super premium diets are expensive compared with other brands. However, due to their high digestibility and calorie density, your cat needs a smaller portion to meet their nutritional needs. When this fact is taken into consideration and a cost per day is calculated, they compare favourably, especially when the quality of the ingredients and the benefits are factored in.

Are you feeding your kitten right? The clue is in their poo!

Did you know that monitoring your kitten's litter box is one of the best ways to figure out if they're eating the right diet? After all, what goes in must come out.

A healthy cat poo has the consistency of firm playdough and will be comfortable for them to pass and easy for you to scoop. It should not contain an excess of fur and should be shiny due to the moisture content but not coated in mucus.

Switch your kitten to super premium food today and you'll soon notice that they're producing smaller, firmer and less smelly poos!

We recommend



**Hill's
Science Diet
Kitten
Dry Food**



**ProPlan
Salmon Kitten
Wet Food**

Types of treats kittens love



**Leaps & Bounds
Creamy Chicken
Cat Treats**



**Leaps & Bounds
Cat Meaty Treats**



**Prime100
Nibbles Cat Treat**



SCIENCE DIET
VETERINARIAN RECOMMENDED

knowing you fed them right



Pet parents only get one first year with their kitten — that's why feeding science-led nutrition from the beginning is so important.

SCIENCE DID THAT.



Breakthrough blend of prebiotic fibres to support the gut microbiome and digestive system



Balanced minerals to support growing bones and teeth plus high-quality protein for building lean muscles



DHA from fish oil for healthy brain & eye development



Antioxidant blend of Vitamins C & E to support developing immune systems

How to choose the right food

Select a food that is marked as being for kittens as these diets are specifically formulated to meet the developmental needs of kittens. Do not feed them food meant for adult cats until they are 12 months old, as kittens have very different dietary needs than their adult counterparts.

As a rule, kittens should get about 30% of their energy from protein, so provide a diet that contains a high-quality source of protein. We recommend feeding a super-premium food that is backed by science and contains high quality ingredients. Check the label and look for a balance of real proteins, fats and oils, minerals, vitamins, and carbohydrates.

How often should I feed my kitten?

Kittens should be fed 4 times per day until they reach 6 months of age. Then you can reduce the number of feeds to 2 per day. You may even decide to leave their food out as some cats prefer to graze throughout the day rather than have set mealtimes.


Need help finding the right food?

Come into one of our Petbarn stores for a chat with one of our pet nutrition-trained team members and we'll help you find the right food for your kitten. You can also try our online Food Finder quiz for a personalised recommendation (page 19).

Tiny Tip:

When changing your kitten's diet, take it slow to avoid stomach upsets.

See page 70 for details.



We recommend



ProBalance
Dry Kitten Food



Wellness Core
Tiny Tasters Wet
Kitten Food




The Nosh Project
Slow Cooked
Kitten Food

The
Nosh
Project.

Nothing's made like Nosh

Fresh, wholesome ingredients.
Human-grade meals for cats.



Try Nosh with

40%
OFF

Kitten meals*

Wet or dry food?

As wet and dry cat food both provide so many unique benefits to your cat, it can be hard to choose between them. The great thing is that you don't have to!

When it comes to feeding your cat, a mixture of kibble and wet food can be the best option. Just make sure that you adjust the recommended portion sizes of each so that you don't overfeed your furry feline.

Wet food benefits

- **Strong aroma**
– appeals to fussy eaters
- **Range of textures**
(e.g. Pâté, gravy, jelly)
- **Higher water content**
– improves hydration
- **Lower energy content**
– great for weight management

Dry food benefits

- **Can leave out for grazers to nibble on**
- **Unique shape and texture** – reduces plaque and tartar build up
- **Easy to buy in bulk and store**
- **Higher energy content**
= smaller portion sizes
= more economical

We recommend



Hill's Science Diet
Kitten Wet Food



Leaps & Bounds
Wet Kitten Food
Variety Pack



ProBalance
Wet Kitten Food

Tiny Tip:

Cats are obligate carnivores and therefore need a high quality protein diet.

Not sure what to feed your kitten?

Find the perfect diet with our Food Finder tool.
Scan the QR code with your phone camera.



+ Health



Greencross
Vets

Kitten health care

Greencross Vets is part of our Petbarn family

Together we are here to provide the best care for your kitten. The friendly team at Greencross Vets are here to answer any questions you may have and it's easy to find a Greencross Vets close to you. Your local team of vets and nurses are passionate about pets and will ensure that you and your pet always receive the highest standard of veterinary care.

To locate your nearest Greencross Vets and book an appointment, visit **[greencrossvets.com.au](https://www.greencrossvets.com.au)**



When should my kitten first go to the vet?

Take your kitten to your local Greencross Vets within a week of bringing them home. The vet will perform a full physical examination and discuss the best preventative health care plan with you, which will include your new kitten's vaccination schedule. Monitor your kitten's behaviour at home before their first vet visit so you can discuss any concerns that you may have.

Is my kitten sick?

As kittens' immune systems are still developing, it's really important to watch out for any worrying symptoms. Kittens are good at hiding that they're unwell, but you may notice a lack of energy or a change in behaviour.

Signs that your kitten may be unwell:

- Lethargy
- Diarrhoea
- Vomiting
- Sneezing
- Runny eyes
- Difficulty defecating
- Trouble urinating
- Loss of appetite



Learn more about your kitten's first health check at greencrossvets.com.au/kitten-health-check

Healthy tips for kitten parents

Zoonotic diseases are those that humans can contract from animals or, sometimes vice versa. Stay on top of your pet's health care to keep all members of your family safe. Pet parents who are immunocompromised, on certain human medication or undergoing chemotherapy, should take precautions to minimise zoonotic disease.

Reduce the risk of zoonotic diseases by:

- Washing your hands frequently.
- Cleaning out litter trays regularly and quickly disposing of faeces.
- Wearing gloves when gardening.
- Worming your cat regularly.
- Cleaning your children's hands after interacting with pets.



If you notice any of the symptoms listed or anything out of the ordinary, speak to your local Greencross Vet.

\$40 off your next vaccination
at your local Greencross Vets.

Get your voucher on page 77.



Healthy Pets Plus
By Greencross Vets

What is Healthy Pets Plus?

Healthy Pets Plus is developed by veterinarians and is exclusive to Greencross Vets. It's a proactive, preventative health care program designed to keep your pet healthier and happier for longer. At Petbarn and Greencross Vets, we believe proactive care not only improves your pet's quality of life, it adds years to it. The Healthy Pets Plus program makes doing the right thing for your pet simple and affordable.

The Healthy Pets Plus program is tailored to your pet's life stage to support not only kitten care but also as they transition into adulthood and onward to their senior years.

See page 77 for \$50 off your Healthy Pets Plus membership.

How does it work?

The Healthy Pets Plus membership program includes a complete standard of preventative care services for your feline companion and allows you to spread these costs over a 12-month period.

Bringing your kitten for regular check-ups allows your Greencross Veterinarian to evaluate their general well-being and identify any health issues before they become serious illnesses. Your kitten can't tell you how they're feeling, so making use of the included standard veterinary consultations and scheduling regular check-ups will give you peace of mind and confidence that your kitten is healthy and happy.



Included standard consultations & WebVet consultations



Annual vaccinations as recommended by your vet



Included or discounted emergency consultations at selected partner hospitals



25% off desexing*
*Available only on Kitten plan



Annual Health & Wellness Tests



20% off Parasite Prevention



20% off Cat Food*
*Selected brands sold at Greencross Vets and Vet Diet range at Petbarn



10% off Products, Services and Medication

Enjoy \$50 off your Healthy Pets Plus membership. Visit page 77 for details.

Visit greencrossvets.com.au/healthy-pets-plus or scan the code to learn more.

*T&Cs apply.



Preparing for your kitten's veterinary needs

The cost of pet care

The joy of becoming a pet parent for the first time is invaluable, but there are a number of ongoing and sometimes unforeseen costs which are essential to maintain your pet's health. While human healthcare is supported by the government, unfortunately our pets are not. Pet parents are financially responsible for all veterinary care costs and it's important to understand these costs when choosing your pet.

Healthy Pets Plus is a simple and affordable pet wellness plan with benefits such as included standard consults at Greencross Vets, core vaccinations, WebVet consultations, and much more!

Greencross Vets also offer payment options including Afterpay, Zip and Vetpay, as well as the ability to use your own pet insurance and GapOnly in certain cases. Speak to your local clinic team for more information.

What is pet insurance?

Pet insurance is designed to help pet owners with veterinary expenses in case of any unexpected illness or injury for their pets. With most insurance policies, there are a number of different cover options to suit your needs.

Why do you need pet insurance?

Things don't always go to plan, and this is where pet insurance can assist so you can focus on choosing the best care for your pet. If your pet falls ill or gets injured, having pet insurance will provide peace of mind and reduce financial stress if you have to make unexpected trips to the vet.

When should I get pet insurance?

Kittens are naturally curious and adventurous, and therefore injury prone, so the likelihood of injury at this time is high. You can take out insurance from when they are 8 weeks of age.



**Petbarn
Insurance**

**Protection that
shows how much
you care**

Scan the code to learn more and get a quote or call **1300 618 412**



Choose from 3 great policies with up to **80% of eligible vet bills covered** and up to **\$30,000 Annual Benefit Limit.**

- Silver Cover
- Gold Cover
- Platinum Cover



Free for
**Healthy
Pets Plus**
members!



WebVet
Greencross Vets

Looking for kitten advice? Can't get to the vet? Is your vet closed?

You can now have peace of mind that you can speak with a vet anytime, anywhere. WebVet connects Pet Parents to our dedicated and qualified team of veterinarians who are available 24/7 via video call.

Having a new kitten can be daunting and it's ok to have lots of questions: our friendly vet team are here to help. You can speak with a vet from the comfort of your home and to get all the answers you need. You can even show the WebVet exactly what your kitten is doing at home via video!

To speak with a vet, visit
greencrossvets.com.au/webvet
or scan the code.





Tips for stress-free vet visits

Trips to the vet don't have to raise the heart rate. There are steps that you can take to encourage an enjoyable and stress-free visit for you and your kitten..

Comfortable carrier

Most cats hate their carrier because it only comes out for stressful cattery stays or vet visits. Teach your kitten to love their carrier by turning it into a "safe place". Always leave it out in their space and fill it with comfortable bedding.

On the road

Kittens often arrive at the vet anxious due to the car ride. Taking your kitten on slow, very short drives and rewarding them with treats can help them get over stress during car rides.

Touchy feely

Help your kitten become accustomed to veterinary examinations from nose to tail by getting them used to being handled and touched all over. Touch their paws and toes, lift their lips, look at and touch their teeth, and feel their tummy and legs on a regular basis. Brief, gentle, frequent handling is best with positive reinforcement after and/or during sessions (such as treats), so they associate being handled and being calm with a positive result.

Calming pheromones

Feliway is a synthetic version of the feline facial gland pheromone which can help cats feel calm. Spray Feliway in your cat's carrier and on any blankets or towels you use to cover the carrier 15 minutes before placing your cat in the carrier.



Greencross
Vets

Book your kitten in for a check up at Greencross Vets

To locate your nearest Greencross Vets and book an appointment visit [greencrossvets.com.au](https://www.greencrossvets.com.au)



REDEEM
VOUCHER
TO RECEIVE

25% OFF

see voucher page
for details



Expert Pet Nutrition™

ADVANCE™

Getting the best
start in life

ADVANCE™ Kitten food range:



Voucher is valid from 1 July 2025 - 30 December 2026 or while stocks last. Voucher is non-transferable and valid for one transaction only. Stock varies by store or online. Not for purchases of commercial quantities. Not valid in conjunction with any other offer and the offer cannot be applied to previous purchases. Prices are subject to change. Further T&Cs apply. Trademark. © 2025 Mars or Affiliates.



Vaccinations

Why should I vaccinate my kitten?

Vaccinations are necessary to protect your pet against harmful but preventable diseases in our environment, and are a crucial part of the preventative care you should provide your kitten. By vaccinating them, you safeguard your kitten from contracting severe illnesses that can have major health implications.

Is your kitten going outdoors?

If you plan to allow your kitten outdoors and to socialise with other cats, speak to your Greencross Vets about including the Feline Immunodeficiency Virus (FIV) vaccine in their vaccination program. This disease is highly contagious between cats and cannot be cured so it's vital that you protect your kitten by building their immunity when they are young.

Vaccinations and socialisation

Kittens should be exposed to a variety of new situations and environments at a young age so they do not become fearful and display antisocial behaviour as adults.

Take care to only socialise your kitten with vaccinated cats and avoid taking them outside until they have received their full course of vaccinations, bearing in mind some cats prefer to be alone. Ten days after receiving their final kitten vaccination, they will be fully protected and it's safe for them to go outside.



Greencross
Vets

For more information on kitten vaccinations visit greencrossvets.com.au/services/kitten-vaccinations/

Vaccination schedule

**6–8
weeks old**

First
vaccination

**10–12
weeks old**

Booster
vaccination

**14–16
weeks old**

Final kitten
vaccination

**Annual
booster**

Every year after final
kitten vaccination

Your adult cat will need regular booster vaccinations to ensure long-term immunity. Your vet will recommend an ongoing plan for vaccinating your adult cat based on their lifestyle and environment.

It's the best seat in the house!



CATLUX

SOFTWOOD CLUMPING LITTER



-  GENTLE ON PAWS
-  LONGER - LASTING
-  ACTIVE ODOUR CONTROL
-  LIGHTWEIGHT



The importance of desexing

What is desexing?

Surgical desexing is a safe and routine procedure performed under a general anaesthetic. When a female kitten is desexed, which is also known as spaying, their ovaries and uterus are removed. For male kittens, the neutering process involves the removal of both testicles.

Why should I desex my kitten?

Petbarn and Greencross Vets highly recommend you desex your kitten. Unwanted litters add to the already enormous problem of cats in shelters and living as strays. It is also mandatory to desex your cat by a certain age in the ACT, SA, TAS and WA. In NSW, desexing is recommended by the State Government and owners of cats not desexed by four months of age will be required to pay an \$96 annual permit in addition to their pet registration fee.

Desexing will also provide your pet with many health benefits. For female cats, it will prevent unwanted pregnancies, uterine infections and mammary tumours. For male cats, neutering helps to control behavioural issues driven by hormones, such as roaming, fighting and spraying, and reduces the risk of prostatic diseases and eliminates the risk of testicular cancers.

When is it best to desex my kitten?

Kittens can be desexed from 3–6 months of age, before they reach puberty. However, each kitten is unique, and the best age will depend on their breed, size and lifestyle. The team at your local Greencross Vets can provide advice on the best time to desex your kitten.



Myths and facts

Myth: Desexing will change my pet's personality.

Fact: This procedure will only change your cat's behaviour for the better. Once they mature, non-desexed cats become consumed with finding a mate which can cause undesirable behaviours such as roaming the neighbourhood for a mate or competition. These behaviours increase their

risk of contracting Feline Immunodeficiency Virus (FIV) and other diseases.

Myth: Females benefit from having a litter before being desexed.

Fact: This is not recommended. In fact, desexing a cat before her first heat will greatly reduce the risk of diseases relating to the reproductive organs.

Myth: Desexing will cause my pet to become overweight.

Fact: Desexing is typically done at an age when rapid kitten growth is decreasing and diet control is necessary. However, overfeeding and lack of exercise are the culprits if your pet is gaining weight, not desexing.

Animal Referral & Emergency Network

Australia's largest specialty and emergency network

There may come a time when your fur baby needs an after-hours vet or advanced medical care. Do you know about the specialist and emergency options available for pets?

Introducing the Animal Referral & Emergency Network (AREN), Australia's largest network for specialty and emergency pet care. AREN is always here for your pets, with over 20+ locations across Australia. The network has over 1,200 dedicated team members, including more than 600 nurses and 390 vets, committed to providing exceptional specialty and emergency care.

Specialty Vets

In the animal world, specialists work much like their human counterparts! A veterinary specialist is registered through the Veterinary Surgeons Board and has gone through extensive training in their field. If your pet faces a challenging health issue, your regular vet will refer them to a specialist for advanced care.

Across the AREN network, there are a diverse range of specialty services available. Locations are also equipped with the latest technology such as MRI, CT, X-Ray and more.

Surgery

Diagnostic Imaging

Rehabilitation

Internal Medicine

Critical Care

Dentistry

Anaesthesia

Oncology

Dermatology

Behaviour

Ophthalmology

Neurology

\$40 OFF

Your emergency
consult fee

 **Animal Referral &
Emergency Network**

T&C's apply.
See page 79 for details.

24/7 Emergency Vets

Pet emergencies can happen at any time. AREN has emergency vets available 365 days, including public holidays. Whether it's the middle of the night or the weekend, they are here to help. Remember to save the details of your local emergency vet. A quick response can make all the difference. To find your nearest emergency vet visit emergencyvet.com.au



Pro Balance

SCIENTIFIC PET NUTRITION

FORMULATED TO SUPPORT THE INDIVIDUAL NEEDS
OF KITTENS TO GIVE THEM THE BEST START IN LIFE.

Try ProBalance with

40% OFF

Kitten food*



DHA TO HELP SUPPORT
BRAIN & EYE DEVELOPMENT



PROAGE™ TO HELP SUPPORT CELL HEALTH
& WELLBEING FROM AN EARLY AGE

Common Plant Toxins

If your pet has had access to any of the toxic plants listed, or is showing any symptoms of ingestion associated with any of the toxic plants listed, please seek veterinary advice immediately.

Tulips

Symptoms: Vomiting, depression, diarrhoea, hypersalivation.



Iris

Symptoms: Salivation, vomiting, diarrhoea and depression.



Hydrangea

Symptoms: Vomiting, diarrhoea, depression and in severe cases, shortness of breath, incoordination, collapse, coma and rapid death.



Peace Lily/Pothos/Schefflera

Symptoms: Irritation of the mouth leading to drooling, vomiting and difficulty swallowing.



Lilies

Symptoms: Vomiting and signs of kidney failure including disinterest in food, depression, vomiting, increased water intake and increased urination or no urination.



Cannabis

Symptoms: Incoordination, drowsiness or excitation, vomiting, diarrhoea, drooling, increased heart rate and even seizures and coma.



English Ivy

Symptoms: Vomiting, abdominal pain, drooling and diarrhoea.



Chrysanthemum

Symptoms: Drooling, vomiting and diarrhoea, depression, loss of coordination, tremors and, in severe cases, seizures.



Autumn Crocus

Symptoms: Drooling, vomiting (may contain blood), diarrhoea, shock.



Sago Palm

Symptoms: Vomiting, diarrhoea (may contain blood) and signs of liver failure including yellow discolouration to the skin and seizures.



Nothing should come between you

Keep it that way with monthly parasite protection



**SATISFACTION
GUARANTEED**



**WORLD'S
NUMBER 1**
SELLING **ALL-IN-ONE** **FOR CATS**



Redeem today to get
25% OFF the Revolution PLUS range*



*Offer not valid with any other offers. Proven protection against the most common parasites in cats including fleas, paralysis ticks, ear mites, lice, heartworm, roundworm and hookworm. International Outcomes Research Report No. TI-09684. The Easy to Give[™] ISFM Approved product mark is copyright of International Cat Care Limited. The Cat Heart icon is a trademark registered in the UK number UK00003519212. Zoetis Australia Pty Ltd. ABN 94 156 476 425. Level 6, 5 Rider Boulevard, Rhodes NSW 2138. © February 2025 Zoetis Inc. All rights reserved.

Protect your kitten from parasites

Kittens are susceptible to fleas, ticks and worms. The good news is that they can be treated and often prevented.

What are parasites?

Parasites are small organisms that exist in our environment and can infect your kitten, posing a serious danger to their health. Fortunately, most are easily preventable.



Fleas

While we normally associate warm weather with fleas, they are resilient all year round and will stay present in your kitten's fur and environment, waiting for the ideal temperature and humidity to hatch. Maintaining flea control for your kitten will go a long way towards preventing an infestation in your home.



Ticks

Regularly applying tick control products will reduce the likelihood of your kitten suffering the life-threatening consequences of a paralysis tick bite. Check their skin and fur daily for ticks, especially if you are in a tick prone area.

Intestinal worms

Kittens are susceptible to intestinal worms passed on from their mother, for example while nursing, and require different worming treatments than adult cats. Kittens need to be wormed every two weeks from when they are 2 weeks old until they are 12 weeks old, and then every month until they are 6 months old. After that, depending on the product, you need to worm your cat routinely every three months.



Heartworm

Mosquitoes can infect your kitten with heartworm – long, thin worms that infest the heart and surrounding blood vessels. Heartworm can be fatal, and can easily go unnoticed in cats, so if you are in an area with mosquitoes, it's crucial to protect your cat.

Find the right parasite protection for your kitten

Use our **Flea Tick Worm Treatment Finder**



Scan here with your phone camera



The MOST complete
parasite protection,
all in one easy, monthly application



25%
OFF 3 PACKS*

Use code: KIT26NEXG25



*Limited time only, while stocks last. Offer available for
NexGard SPECTRA Spot-On for Cats 0.8 - 2.4 kg 3 packs ONLY.

See product label for full claim details and directions for use. For more information contact
Boehringer Ingelheim Customer Care on 1800 808 691. *Boehringer Ingelheim Animal Health Australia*
Pty. Ltd. Level 1, 78 Waterloo Road, North Ryde NSW 2113. ABN 53 071 187 265. *NexGard SPECTRA is
a registered trademark of the *Boehringer Ingelheim Group*. All rights reserved. AU-PET-0065-2025

NexGard
SPECTRA
Spot-On for Cats

How can I prevent parasites?

Fleas, ticks and worms exist all year round in our environment and some of these parasites can even spread to humans. Taking a proactive approach to your kitten's parasite prevention will help to protect every member of your family.

Over-the-counter prevention can be administered as a tablet, spot-on or spray. These products have unique benefits with some providing protection from more than one parasite including fleas, ticks, intestinal worms and even heartworm.

Important to note:

- If you're not using a true all-in-one preventative, you may need to use a combination of products to fully protect your kitten from parasites.
- Even if your kitten never leaves the house, they are still vulnerable to contracting parasites and need protection year-round
- No matter their age, dog parasite prevention medications should never be given to a cat as these can seriously harm your pet.


Recommended medications differ depending on your kitten's weight and age so make sure to ask your local Petbarn team member if you're unsure what's the best option for your kitten. Or take our Flea Tick and Worm Finder quiz to get some recommendations.

We recommend



NexGard SPECTRA
Spot-On for Cats

Flea, Tick, and Worm Treatment



One bite could be fatal.

Check the parasite threat in your local area.

Scan here to search
your suburb





Cat litter

Cat litter 101

Cat litter and litter trays are must-have items for all cat owners. Learn what you need to do to provide your kitten with the perfect place to do their business.



Litter training

While kittens take to litter trays fairly intuitively, getting this lesson right is key. Follow these steps and your kitten will be using the litter tray in no time.

1. Find the right litter tray

Look for a tray that's large enough for your kitten to move around in and one that has walls that aren't too high, so that they can easily climb in when it's time to go. Some kittens like more privacy, so you can also choose a tray with a fully covered lid.

2. Choose the best litter for you and them

Choosing the right litter for your kitten is just as important as the tray itself. Cat litter is available in a variety of substrates and each have their benefits (see page 41). Finding the right litter for your kitten can take a bit of trial and error – remember to be patient.

3. Find the right spot

Place the litter tray in a quiet spot out of the way of household traffic for privacy. The best place is in a corner of a room, away from their food and water bowls.

4. Manage their space

When you bring your new kitten home, it's best to allocate your pet a smaller space until they get used to their new surrounds. This helps with toilet training as it keeps them close to the litter tray when they need to go and encourages them to use it.

5. Multiple cats, multiple trays

If you are introducing a new kitten into a home that already has a resident cat, make sure each cat has their own litter tray in separate areas, plus one spare tray for the group. This will help to prevent any unwanted territorial behaviour and undesirable urination, which can be a common stress related behaviour in multi-cat households.

6. Reinforce their good behaviour

If you want your kitten to quickly learn how to use the litter tray, get in the habit of physically placing them inside it when they first wake up in the morning, a few minutes after eating and drinking, and after play. Gently encourage them with your words and never raise your voice.

7. Keep it clean

Cats don't like dirty litter trays. Scoop out faeces and soiled litter at least daily. Completely clean out the litter tray regularly.



We recommend



Freshco
Pine Kitten Litter



Ezi-Lock Odour
Dual Layer Cat
Litter Tray



Nature's Eco
Tofu Cat Litter



Wee Kitty
Clumping Kitten
Litter



Based on
**Upcycled
Rice Husks**

Max's Cat Litter

**NATURAL
ODOUR**



**HIGHLY
ABSORBENT**



**NATURAL &
NON TOXIC**



BIODEGRADABLE



**You've got a new
kitty! And with
that comes
plenty of
playing, purring
& pouncing
(as well as...
peeing & pooing)**

Kittens - they could just about win a contest for how sweet, snuggly and adorable they are.

When you bring one home, there's plenty of loving, learning and enjoying to do.

Which is why we think the less glamorous part of the equation should be as **easy** as possible.

With that in mind we created Max's Cat Litter. Based on **Australian grown rice husks** (which are super absorbent), it is **all-natural, unscented and biodegradable**.

Ideal for cats of all ages, including **kittens**.



Get 30% OFF Your first purchase!

Use code KIT26MAXLIT30 in store. Offer ends 30/12/2026.

What is the best type of cat litter?

There are many different types of cat litter, each with their own features and benefits. Which substrate is right for you and your kitten?

Health monitoring litter

Detects signs of UTIs and kidney disease early. Often made of eco-friendly materials and clumps for easy clean up.

Wood litter

Substrates made from natural materials like bamboo and wood. Many of these eco-friendly litters are soft on paws with good odour control.

Tofu litter

Biodegradable, highly absorbent, low dust litter that's soft on paws and clumps with good odour control.

Corn litter

Long-lasting biodegradable litter that is highly absorbent and clumps for easy cleaning.

Clay litter

Highly absorbent clumping litter that is relatively cost-effective.

Recycled paper litter

Lightweight, dust free litter that is soft on paws and biodegradable.

We recommend



Fit Litter ECO
Health Monitoring Paper
Clumping Cat Litter



Freshco
Tofu Kitten Litter



Freshco
Pine Kitten Litter

Not sure which litter type is best for you and your kitten?

Find the purrfect match with our online Litter Finder.



Scan here with your phone camera




A purrfectly natural choice for your kitten.

oz-pet.net.au



- ODOURfree - long lasting odour control.
- ALL Natural, Highly Absorbent.
- Eco - Friendly - made from Plantation Timbers and Waste Sawdust.



To enjoy the full benefits of either OZ-PET™ Original or OZ-PET™ Pine litter, use the OZ-PET™ Cat Loo (2 piece sieve litter tray).

Just one or two shakes a day for ease of cleaning and refilling.

Saves you money Litter will last longer Reduces ODOUR even more

20% off your first purchase!

Use code KIT26OZLIT30 either in store or online. Offer ends 30/12/2026

What's the best litter tray for kittens?

Litter trays come in a variety of shapes and sizes. Choose one that fits your cat's litter habits.

Standard litter trays

The classic litter tray. Easy for kittens to climb in and out.



Freshco
Cat Litter Pan

High-backed litter trays

Perfect for kittens who love to dig. Have a designated entry point.



Michu
High-backed
Cat Litter Tray

Hooded litter trays

Semi-enclosed spaces with a door. Ideal for cats who prefer privacy.



Pet Besty
Arched Cat
Litter Box

Odour control litter trays


Innovative litter trays designed to reduce litter box odours.



Ezi-Lock Odour
Dual Layer
Cat Litter Tray

Tiny Tip:

Your cat's litter tray should be big enough for them to comfortably turn around in. As a general rule of thumb, tray length should be at least 1.5x the size of your cat.



pidan

Cat-First
Products



Pidan Composite Cat Litter 7L/3.6KG
70% Tofu + 30% Bentonite
Maximum Liquid Absorption
Maximum Deodorisation
Maximum Clumping!

Mix Cat Litter



🐾 Trusted by Millions

20M+ bags sold
worldwide



🐾 No Harsh Chemicals

Free from artificial
fragrances & additives



🐾 Soft on Paws

2mm pellets for
ultimate comfort



🐾 Fast & Firm Clumping

Tight clumps for easy cleaning



🐾 Balanced Formula

Optimised mix for max absorption



🐾 Long-Lasting Use

1 bag lasts up to 4 weeks



Perfect Litter for Kittens' Learning Phase

Pidan Mix Cat Litter's quick-clumping and soft 2mm tofu pellets provide the perfect texture for delicate kitten paws, making litter training easier. The bentonite blend enhances firm clumping, preventing urine from reaching the bottom, keeping the litter box dry and odour-free. With low dust and minimal tracking, it ensures a clean and safe environment for both kittens and owners. 100% natural and flushable, it's the ideal choice for kittens adapting to their first litter box experience.

30% OFF

Your first purchase when you buy any PIDAN
Composite Tofu & Bentonite Cat Litter 7L

KIT26PIDANLIT

Kitty Litter Dos and Don'ts

Follow these simple rules to ensure your cat is happy to use their litter tray.

Do:


- Have more than one litter tray
- Scoop dirty litter out daily and completely clean the litter tray regularly
- Place their litter tray in a low-traffic area
- Make sure their tray is big enough
- Be patient as you trial different litters

Don't:

- Make sudden changes to litter type
- Ignore toileting problems, like urinating outside the litter tray
- Scold your cat for accidents
- Move the litter tray unnecessarily

Tiny Tip:

If your cat is toileting outside their litter tray, take them to your vet. This can be a sign of health issues or stress.



How to change cat litter type


Suddenly changing litter substates can upset your cat. When changing litter types, it's important to slowly transition over a week or two, the same way you change to a new food.



Day 1-3
New litter 25%



Day 4-6
New litter 50%



Day 7-9
New litter 75%



Day 10
New litter 100%

♥ Preparation

Are you ready to be a pet parent?

If you're a first time pet parents, it's important you research what your kitten needs so you can provide them with the perfect home. This next section will cover all the basics you need to know to be a great pet parent from day one.





Kitten development:

Birth to 10 weeks of age

Newborn

- They weigh around 100g.
- They're fully reliant on their mother until 3-4 weeks of age.



2 to 6 weeks

- Their eyes start to open, and their sense of smell and hearing improves.
- Their milk teeth come in.
- They're introduced to food, water and the litter tray.
- They require worming every 2 weeks, up to 12 weeks of age.



Pet Besty
Arched Cat
Litter Box

Wee Kitty
Clumping
Kitten Litter



6 to 8 weeks

- They'll have their first vet check and vaccination.
- They're eating regular small, solid meals.



From 10 weeks of age

- They're ready to go to their new home! Make sure you have everything on the kitten checklist (page 6).



Hill's Science Diet
Dry Kitten Food

Hill's Science Diet
Wet Kitten Food



You can book your vet appointments online!



Greencross
Vets

Visit [greencrossvets.com.au/book-online](https://www.greencrossvets.com.au/book-online)

See **page 77** to save on your kitten's next vaccination or **\$50 off your Healthy Pets Plus membership!**

Tiny Tip

Supported by Hill's Science Diet

Kittens have unique dietary requirements different from those of adult cats. Make sure they're eating kitten food.



Learn more



Where happy cats meet happy homes



-  Clumping
-  Made with biodegradable plant material
-  Baking soda deodoriser
-  Great for kittens



Trouble & Trix

Proudly part of the masterPet family

® Registered Trademarks. © Masterpet Corporation.

35% off your first purchase!

Use code KIT26TRBNTRX in store. Offer period 01/07/25 – 30/12/26.



How to prepare your home

Getting your home in order will make sure your kitten has a safe and secure environment when they arrive.

Remove dangerous obstacles

Your kitten is a curious little pet that will want to play and explore. Your job is to make sure that dangerous items, such as cords, strings, hair elastics, rubber bands and hazardous chemicals are out of harm's way.

Gather the essentials

Food, toys, beds, scratchers - make sure you have everything your kitten needs before they arrive home. Follow our checklist on page 6 so you don't forget anything.

Be ready for accidents

Have cleanup products on hand that are pet-friendly, as this is the best way to avoid mishaps with chemicals. Use enzymatic cleaners to remove scent cues and prevent them returning to toilet in the same place.

Use calming diffusers and sprays

Feliway is a synthetic pheromone that mimics the Feline Facial Pheromone which helps kittens feel safe and relaxed in new environments.

Pick up a carrier

A good cat carrier is essential for getting your new pet home and taking trips to the vet.



BlackHawk

Every ingredient matters

Your kitten's wellbeing starts with a nutritious & balanced diet

Specifically formulated for growing kittens, packed with vitamins, minerals and essential nutrients, Black Hawk's tasty range of kitten food encourages healthy bone, teeth, muscle and brain development.

KITTEN





Common household items dangerous to cats

When kitten-proofing your home, it's important to secure any items that can be dangerous to your curious feline friend. Here's our list of everyday household items that you might not know are toxic to cats*.

Certain types of plants

Plants and flowers are beautiful additions to homes, but some types can be very toxic to cats. See page 33 for a list of common toxic plants to avoid.

Cleaning products

Common household cleaners like laundry detergents, bathroom cleaners and bleach are dangerous to cats so make sure to keep your cat out of the room when you are using these products.

Medication

Human medications like paracetamol and ibuprofen

are lethal to cats so it's important to keep the medicine drawer secure. Do not give human medication to your pet and make sure you consult your vet before giving your cat any medication.

Certain human foods

Human foods and household items can be toxic to cats. Avoid giving your kitten foods which contain onion, garlic, coffee and tea, grapes and raisins, chocolate and dairy.

Contrary to popular belief, some cats may not tolerate dairy products and even small amounts of dairy products like milk

may cause issues such as diarrhoea.

Dangerous household items

Hair elastics, threads and rubber bands are common household items that your kitten may try to play with.

**This list is not exhaustive and there are other items that may pose a health risk.*



Animal Referral & Emergency Network

If your kitten has or may have consumed any of the items on the list, seek veterinary advice immediately.

Find your nearest 24/7 emergency vet at: [emergencyvet.com.au](https://www.emergencyvet.com.au) or scan the QR code.



Ezi-LockOdour

SUPERIOR ODOUR CONTROL

The life-changing litter system



**DUAL
LAYER
SYSTEM**

40% OFF
Open & Hooded Kits*

Use code:
KIT26EZILOK

HOW IT WORKS

The urine passes through Natural Mineral Zeolite pellets to a highly absorbent pad below. The pad immediately absorbs and locks away liquid & odour.



Find out more



Available in-store and online at [Petbarn and petbarn.com.au](http://Petbarn.com.au).

*One voucher per customer. Voucher is non-translatable and valid for one transaction only. 40% off RRP. Not to be used in conjunction with any other offer. Offer valid until 30/12/26.



Does my kitten need a cat scratcher?

A cat scratcher is a must-have for any cat owner! Here's how to choose the best one for your kitten.

Why are scratchers important?

Scratching is a natural instinct for your kitten that helps them maintain the length of their nails and mark their territory. Scratching posts are also great for allowing them to stretch and giving them the exercise they need each day.

What to consider when choosing a scratcher:

1. Size and weight

It's best to buy the tallest scratch post that you can fit in your home. You want your kitten to be able to stand on their hind legs and scratch upwards in their natural scratching position. Cats also prefer to be as high as possible as this gives them security and comfort.

Choose one with a sturdy base as wobbly and unstable scratchers are unsafe for your cat and they will not use them.

2. Materials

The benefits of a scratcher covered in carpet is that you can find one to match your home décor, but the risk is that your kitten will think that the carpets are fair game too. An alternative is sisal, a rope-like material. Cats often prefer sisal as the firm, rough texture offers better resistance when scratching and helps groom their nails as they pull.

3. Physical features

Look for a scratching post with fun hiding holes and walkways for your kitten to play on. The more fun you make it the better chance your cat will use this for scratching instead of your furniture!

We recommend



All Day
Cat Scratcher Tree



All Day
Cat Scratch Post



All Day
Cardboard Cat Scratch



Settling in

Welcome Home!

The day you welcome your kitten home is an exciting one, but it can be an overwhelming experience for your new kitten. In the following pages, learn how you can help your kitten settle comfortably and safely into their new home.

Zzz



Kitten development:

3 to 6 months of age

10-12 weeks

- They start coming out of their shell and exhibiting playful behaviour.
- They're due for their second booster vaccination.
- They can start on regular flea, tick, and worm prevention. Their intestinal worming regime is now once a month until 6 months of age (depending on the products used. Ask your local Greencross Vet or Petbarn team members for guidance).
- They start to lose their baby teeth.



My Family
Daisy Charm Pet ID Tag

Free Engraving Instore
when purchased from Petbarn



14 to 16 weeks

- They're due for their third booster vaccination. Discuss your kitten's ongoing vaccine plan with your vet.
- They start getting their adult teeth.



Greencross
Vets

For information on getting
your pet desexed, visit your
Greencross Vets.

5-6 months

- Kittens start reaching sexual maturity. Talk to your vet about the best time to desex your kitten.
- Your vet can also check your kitten's teeth to ensure the adult teeth are erupting properly.
- Worming requirements may change (depending on products used). Please ask your local Greencross Vets or Petbarn team members for guidance.



Revolution Plus
For small cats
and kittens



Drool
By Dr Chris Brown
Teeth + Breath Cat
Treats

Tiny Tip

Supported by ADVANCE™

When you first get your
kitten, feed them regular
small meals throughout
the day.



Learn more



Welcome to the family

Entering a new home and meeting the family can be stressful for a kitten, so be patient and take steps to help them adjust to their new surroundings.



Meeting the family

Introduce your new kitten to your family and other pets slowly and gently. Allowing your kitten choice is very important. Give them an escape route or place to hide and do not force interactions so they can retreat if they become overwhelmed. Always supervise interactions with your new kitten, especially with children and other pets.

Take notice of how your kitten is feeling, as they will mostly communicate with their body language, and with vocalisations. Here are some tips to ensure your kitten settles in as stress-free as possible.

Kids and kittens

When introducing a kitten to children, try to keep the kids calm. Encourage them to approach and handle/pet the kitten gently and not overwhelm them. Let the kitten explore and play at its own pace. Ensure the kitten has a 'safe zone' to escape to – such as an enclosed bed or tall scratching post – if they feel scared or overwhelmed. Teach the kids respect for the kitten's personal space and their "safe zone", so if the kitten retreats here, they are to leave them alone. Supervise any introduction sessions and keep them short, allowing your kitten to

otherwise have quiet time and get used to their new surroundings.

Kittens and other pets

Don't rush introductions with other pets. At first, keep them in separate rooms. Slowly introduce your kitten and pet to each other's rooms alone, or exchange bedding so they learn the other's scent. Next, allow visual introduction (ideally with a barricade such as a crate or baby gate) and, eventually, supervised physical introduction. Always make sure your kitten has a safe space they can escape to, and ensure all pets are up to date with their health checks and vaccinations before introducing them.



Car safety

Whether you're driving them to the vet or on holiday, it's important to keep your kitten comfortable and maximise their safety.

The first step to your kitten's car safety is their cat carrier. You'll need to take your kitten to the vet regularly, so you need to ensure your kitten is comfortable with the experience and most importantly safe during the commute. Your kitten's carrier can be seen as a place of refuge by them, so make sure their first introduction to it is as anxiety-free as possible.

Tips for a stress free car journey:

- Leave your carrier out as a bed/hideaway option so your kitten gets used to it as a safe space.
- Line the carrier with something soft like a towel or bed.
- Spray the carrier with a calming spray prior to putting your cat in to alleviate stress.
- Bring some treats to reward good behaviour.
- If your kitten does not spontaneously enter the carrier, calmly place them into the carrier through the opening.

- Secure the carrier on the back seat of your car with the seatbelt, or against the front seat, and cover it with a towel.
- Drive smoothly, without loud music, talking to your kitten in a soothing voice; the calmer you are the less anxious they'll be.
- If possible, keep windows closed for extra safety.
- If your kitten is reluctant, wrap them gently in a towel that has their scent or calming spray on it.

We recommend



Pet Relax
Natural
Distract &
Relax Spray



All Day
Cat carrier



**Nature's
Miracle**
Cat Calming
Spray

Catsan™

NATURAL CLUMPING PREMIUM CAT LITTER

Cats are instinctively clean animals, spending a significant portion of their day grooming. Their heightened sense of smell also makes them sensitive to odours.

Maintaining this level of cleanliness can be challenging due to common litter issues like odour, scattered granules, dust and frequent cleaning needs.

The need for a litter that replicates the natural, fresh - smelling and dust free environment cats prefer is crucial in ensuring both the cat's comfort and owner's convenience.

REDEEM
VOUCHER
TO RECEIVE

25% OFF

see voucher page
for details



**GENTLE ON
PAWS & NOSE**

Fine sized unscented
granules



ORGANIC

Made from 100%
non-toxic Australian
bentonite clay



LONG LASTING

Less wastage than
ordinary clay with
clump removal



Voucher is valid from 1 July 2025 - 30 December 2026 or while stocks last. Voucher is non-transferable and valid for one transaction only. Stock varies by store or online. Not for purchases of commercial quantities. Not valid in conjunction with any other offer and the offer cannot be applied to previous purchases. Prices are subject to change. Further T&Cs apply. Trademark. © 2025 Mars or Affiliates.



Kitten must-dos

While nobody likes paperwork, the quicker you get onto this, the quicker you can ensure your kitten's health, safety and happiness.

Microchipping

Microchipping is a quick procedure that allows you to register your kitten in a privacy protected database. If they ever stray, a vet or pound can use the microchip to identify them and contact you. Check whether your kitten has already been microchipped, as many breeders will do this before their kittens go to new homes. Ensure you register your pet with a national pet registry for even easier lost pet recovery.

Council registration

In some council jurisdictions, fines apply for unregistered cats. If your kitten was registered under a previous parent, you may need to complete a council transfer of ownership form. You'll want to have your kitten's microchip data on hand, proof of desexing as well as any concession cards you hold.

Breed registration


Kittens from a breeder may come with papers that show they've been registered with the relevant breed association or club. Ask the breeder for the registration of your kitten's parents, including certificates showing they've been screened for common hereditary diseases.

Health records

Registered breeders and pet adoption centres will have taken your kitten for their first vet health check, which includes the first round of vaccinations, microchipping and more. Make sure you have a record of their first veterinary health check, microchip details, vaccination records, and parasite prevention plan.

Tiny Tip:

Remember to update the contact details registered with your pet's microchip every time you move or change phone numbers.



Healthy Pets Plus

Greencross Vets' Healthy Pets Plus wellness membership program makes doing the right thing for your kitten simple and affordable. Membership benefits include standard vet consultations, annual vaccinations, WebVet advice 24/7 and exclusive discounts!

Visit greencrossvets.com.au/healthy-pets-plus to learn more.



**Greencross
Vets**

For all your kitten health care needs, visit your local Greencross Vets.

See page 77 for \$40 off your next vaccination or \$50 off your Healthy Pets Plus membership

Teething

Kittens teethe twice in their lives – once for their set of baby teeth and again with their adult teeth. Teething may cause a small amount of pain or discomfort. They may feel a bit sore as their sharp new teeth emerge from their gums.

Compared to puppies, kittens will not engage in as much haphazard chewing throughout their teething process. You should still provide them with appropriate chew toys so they are not tempted to gnaw on other objects.

Signs your kitten is teething:

- Missing teeth
- Pawing at the mouth and shaking their heads
- Increased chewing
- Kitten is more irritable
- Reduced appetite
- Slight gum bleeding
- Face sensitivity
- Decreased grooming activity

When is it necessary to see the vet?

If your kitten's baby teeth have not fallen out when their adult teeth are emerging, this can cause problems. Look out for overcrowding and misalignments in their mouth, like the appearance of two rows of teeth.

Symptoms of irritation in your kitten's mouth may include red, inflamed gums with discharge, which will require veterinary treatment.

Your kitten's teeth won't look after themselves

As your kitten starts to settle in with you, you should accustom them to having their mouth examined. This will help you maintain their dental hygiene and make it easier for the vet to check their teeth further down the track.

Brush their teeth every day with a pet-friendly toothbrush and pet toothpaste. You can also use water additives and food and treats that have dental benefits.

Dental health kit



TropiClean
Fresh Breath Dental
Health Solution for Cats



TropiClean
Fresh Breath Clean
Teeth Gel for Cats

Suitable for kittens 12 weeks of age and older.



**Greencross
Vets**

Learn more about kitten teething and book in a dental check-up at [greencrossvets.com.au/kitten-teething](https://www.greencrossvets.com.au/kitten-teething)

Cat body language

While having a chat with your cat may sound far-fetched, it turns out you and your kitten have a language all of your own.

Kittens seem to pack a lot of personality into their tiny bodies! Your kitten will use a combination of vocalisations and body language to tell you what's going on in their world: it's just a matter of learning to interpret them.

Cat chat

Cats only use their "meow" to talk to their humans. They don't really use their voice to communicate with other cats, except when fighting. Your kitten will use their voice to let you know what they need.

When it comes to their body language, remember that not all cats are the same and to look at your cat's body language as a whole – that way, you won't take what they're trying to tell you out of context.

Tiny Tip:

Stress related behaviours are very common in cats. Talk to your friendly Petbarn or Greencross Vets team to discuss the options available.

What is my kitten saying?



I'm happy

- Tail extended straight up
- Eyes half closed
- Pupils narrowed
- Purring
- Whiskers naturally to the side
- Kneading a soft surface
- Quivering tail



I'm angry or irritated

- Tail swishing rapidly
- Ears flat on their head
- Whiskers curled forward
- Large or dilated pupils



I'm feeling defensive

- Arched back with extended claws and bared teeth
- Hissing or growling
- Tail between their legs or a 'bushy' tail
- Crouched down low to the ground
- Dilated pupils

Common kitten questions

Bringing a kitten into your home is a big step and you'll be faced with the odd challenge. Here are some kitten related frequently asked questions.

Why do cats sleep so much?


The average cat naps for 15 hours a day, with kittens and older cats sleeping even longer. Cats may not spend a lot of time awake, yet when they do, they use lots of energy. Whether they're stalking, chasing string or using their scratcher, your cat exerts a lot of energy in short bursts. This means they need recovery time.

Why do cats bring you things?

Domesticated cats have retained their wild hunting instincts and it's impossible to take them away. When your cat has a successful hunt and presents their prey to you, they are demonstrating their natural survival instinct. The best way to curb this behaviour is to stimulate their natural hunting habits. By giving them plenty of toys and indoor play activities, such as balls, wands, automatic interactive toys and plenty of opportunities for climbing and scratching, you'll be keeping them entertained, making them less likely to turn their attention elsewhere.

Are cats nocturnal?

Cats are most active at both dusk and dawn rather than only at night. Because of this, cats laze around during the day, particularly when the sun is at its hottest, and are most active in the early morning and in the early evening hours of twilight. Whereas big cats in the wild, from which our domestic feline companions descend, are typically nocturnal hunters.





Why do cats hate water?

While there are a few reasons why cats dislike water, the main one comes down to their body temperature – once wet, they find it hard to feel warm again. If you expose your cat to water from a young age, they are more likely to accept bath time. It also helps if you praise your cat at every opportunity and give them treats for getting involved.


How long do cats live?

Contrary to the popular saying, cats don't have nine lives. Their lives are getting longer though. Thanks to medical advances, early veterinary attention and more time spent indoors, it's not uncommon for cats to live beyond 12 to 15 years of age. Greencross Vets has had feline patients as old as 21 years of age. By taking good care of your pet's health, you can increase their chances of living to a ripe old age. Provide them with a complete and balanced age-appropriate diet, stay up to date with their vaccinations and parasite prevention, and be proactive with their health checks.

Tiny Tip:

Cats need to be kept inside at night time to avoid them hunting and fighting.

zzz



Tech advances

Technology has come a long way! Us humans have enjoyed some pretty incredible advances and the pet world is no different. Here are some top tech buys for kittens.



Electronic Feeders

Schedule your kitten's meals to drop at regular times in exact portions.

Pictured: Juni 3L Automatic Pet Feeder



Water Fountains

Deliver a continuous supply of clean, filtered water to keep your furry friend healthy and happy.

Pictured: Juni Stainless Steel Pet Water Fountain



Interactive pet toys

Easy way to keep your kitten active.

Pictured: All Day Electronic Flutter Butterfly Cat Toy (Right). All Day Electronic Wobble Cat Toy (Left).



Petbarn App with Pet AI

One app for all your pet's needs. Ask Pet AI your burning pet questions, shop their faves, track your orders, book vet appointments, and more!



Download the App

How to groom your kitten

While cats are superb self-groomers, regular brushing by you will keep your kitten's coat extra shiny and healthy.

Start slow

Make sure your kitten feels comfortable being patted all over and is slowly introduced to their combs and brushes. Keep your first grooming sessions short – only 5 to 10 minutes – then gradually increase the time until your pet is used to the routine.

Brushing basics

Regular brushing stops their hair from matting, removes loose fur and reduces the risk of irritating hair balls caused by excessive self-grooming. For long-haired cats, we recommend brushing every day, whereas short-haired breeds need to be brushed at least once a week. For the best results, use a comb first and work it from front to back with the line of fur. Loose fur can then be removed with a slicker brush or a rubber mitt.

Can you give your kitten a bath?

Kittens can be bathed to improve their coat appearance and reduce unpleasant odour. Always brush away any dead fur before bathing. As cats can

be nervous around water, we recommend using a warm, damp sponge or bathing wipes instead of a bath. Waterless shampoo can also be used once your kitten gets older. Only use mild shampoos specifically formulated for kittens to prevent skin irritation.

Your kitten's nails

Your kitten's nails will need to be clipped regularly. Get into the habit of playing with their paws and claws while they're young. Ensure your kitten is comfortable with this before you start clipping their nails to avoid resistance and to build them positive associations with this necessary grooming process.

We recommend



Bow & Bell
Slicker Brush



Bow & Bell
Cat Wipes



Bow & Bell
Botanicals Restore & Calm
Cat Waterless Shampoo

Tiny Tip:

For guidance on how to cut your cat's nails scan here.



PURINA
PRO PLAN

**GIVE YOUR
KITTEN A
HEAD START
IN LIFE**



LIVECLEAR™
REDUCES ALLERGENS
IN CAT HAIR



**AVAILABLE IN
WET & DRY**



SUPPORTS THEIR DEVELOPING
IMMUNE SYSTEM



DHA FOR BRAIN AND
VISION DEVELOPMENT



SUPPORTS BONE, TEETH AND
MUSCLE DEVELOPMENT

\$30 OFF PRO PLAN® Dry Kitten Food

Voucher Code: KIT26PROPL – Redeemable once per customer and not available in conjunction with any other offer. Must have a friends for life membership to participate. Offer available at Petbarn stores and online at Petbarn.com.au on in stock items only. This voucher is not exchangeable and valid for \$30 off PRO PLAN® Kitten Dry Food only. Offer not included on PRO PLAN Dry Kitten 400g.

When you're away

As much as you love your kitten, you may have to leave them behind from time to time. There are lots of options so you can have peace of mind on your trip.

Ask friends or family

Consider asking a trusted friend, neighbour or family member to mind your kitten while you're away. Ideally, ask someone who is able to stay at your place and maintain your pet's normal diet and routine. If your kitten will need to go to a different house, check that it's escape-proof and take lots of home comforts to help them settle in, such as familiar toys, a crate, or cat carrier they can retreat to if they're feeling overwhelmed.

Use a boarding cattery or vet

A boarding cattery is a facility that looks after a number of cats when their parents are away on holidays. Some vet clinics also offer cat boarding as part of their services. The main advantage of boarding your kitten with a vet is that there are experienced medical staff on hand should they become ill. Boarding catteries offer larger quarters and extras like indoor and enclosed play areas and TV's.


Hire a professional cat sitter

The next best thing to you being at home is hiring a professional pet minder, or cat-sitter, to either stay with your kitty for the duration of your holiday, or visit every day. The great thing about having someone care for your kitten in your own home is that they won't be stressed out by being taken away from their usual environment.



Tiny Tip:

Make sure your kitten is up to date with their vaccines at least two weeks before boarding.



Friends for Life members save 10% off Hanrob Pet Hotels services. Use the code PETBARN online or over the phone. Scan here for more information





Becoming an Adult

Your kitten is a teen!

Just like humans, kittens go through an adolescent stage as they reach sexual maturity (typically around 6-9 months of age). Their changing hormones lead to behavioural and physical changes.





Kitten development:

7 to 12 months of age

7 months

- Discuss desexing your kitten with your Greencross Vet (if you haven't already).
- They have all 30 of their adult teeth. Time to start a regular dental health routine.
- Feeding frequency can drop back to twice a day.



Greencross
Vets

For information on getting your pet desexed, visit your local **Greencross Vets**.



8-9 months

- They are an adolescent! They may try pushing boundaries and can get cheeky.
- They are sexually mature (if not desexed).
- Their personality might start to change as they mature and become more confident in themselves and what they like/dislike.



11-12 months

- They're almost an adult. Time to think about switching your kitten to an adult diet. Find the right diet and start planning their food transition (page 70).



All Day
Collapsible Cube
Cat Bed



10 months

- They're reaching the end of their physical growth (unless they're a large cat breed like a Maine Coon- then they have a bit longer to go).



Bell & Bone
Dental Bites
Cat Treat



When should I switch my kitten to adult cat food?

Different life stages have different nutritional requirements. Once your kitten reaches adulthood, they need to transition to adult food.

When to start feeding adult cat food

Once your kitten has finished growing, you can switch from feeding them kitten food to adult food. For most cats, this will be around 12 months of age. Large breeds, like Maine Coons, are an exception – it's recommended they stay on kitten food until 15 months of age.

	Kitten food	Adult Food	Senior food
Age	Up to 12 months*	12 months to 10 years	10 years +

*Maine Coons are an exception. They don't finish growing until around 15 months. Stick to kitten food until then.

How to transition your kitten onto adult cat food

Changing your cat's food too quickly can lead to stomach upsets. Slowly introduce the new food mixed with their old food over 10-14 days.



Day 1-3

New food 25%



Day 4-6

New food 50%



Day 7-9

New food 75%



Day 10

New food 100%



Shop your way

Shop in-store and online with Petbarn for all your pet care essentials.



2hr Delivery Guarantee*

Delivered in 2hrs for \$9.95 or we'll refund the delivery fee



Click & Collect

In as little as 30 minutes*



In-store

Over 240 stores across Australia



Free Delivery

Free metro delivery for orders over \$49*



Next Day Delivery

Delivered the next day for \$7.95*



Repeat Delivery

Save up to 25%* on your ongoing repeat deliveries!

Save up to 25%* on your ongoing repeat deliveries!



Benefits of Repeat Delivery:

- ✓ **Free shipping**[^] for orders over \$49.
- ✓ **Orders are delivered straight to your door** exactly when you need them.
- ✓ **Always receive the lowest price.** If your item is on special the best price is passed on to you.
- ✓ **You set the frequency.** Tell us how often you need your pets' products delivered.
- ✓ **Easily manage your Repeat Delivery.** Simply log in to your account to make any changes to your order.
- ✓ **No contracts.** Cancel anytime, no hassles.

*T&Cs apply. See petbarn.com.au/terms-and-conditions for more details.

[^]Free for orders \$49 and over or \$6.95 delivery fee in Metro areas only.
For Rural, Regional and Outback areas shipping fees will apply.



KIT26AD15

PETBARN

15% off All Day Cat Bedding



KIT26ADJ15

PETBARN

15% off All Day Cat & Kitten Bowls



KIT26TREATS30

PETBARN

30% off Selected Cat Treats

Includes Tiki Cat, Leaps & Bounds and ProBalance Treats



KIT26BOW20

PETBARN

20% off Bow & Bell Cat Grooming Products



KIT26PROPL

PETBARN

\$30 off ProPlan Kitten Dry Food



KIT26ADV25

PETBARN

25% off Advance Kitten





KIT26AD15

15% off All Day Cat Bedding

Terms and Conditions: Offer valid from 1 July 2025 - 30 December 2026, while stocks last. Petbarn is a registered trademark of Petbarn Pty Ltd ABN 78 001 802 759. Retail sales only. Offer available in-store at Petbarn and online at petbarn.com.au. Not in conjunction with any other offer. Cannot be used to purchase Petbarn gift cards. Not transferable for cash. One voucher per person. One time use only. FFL members only.



KIT26ADJ15

15% off All Day Cat & Kitten Bowls

Terms and Conditions: Offer valid from 1 July 2025 - 30 December 2026, while stocks last. Petbarn is a registered trademark of Petbarn Pty Ltd ABN 78 001 802 759. Retail sales only. Offer available in-store at Petbarn and online at petbarn.com.au. Not in conjunction with any other offer. Cannot be used to purchase Petbarn gift cards. Not transferable for cash. One voucher per person. One time use only. FFL members only.



KIT26TREATS30

30% off Selected Cat Treats

Includes Tiki Cat, Leaps & Bounds and ProBalance Treats

Terms and Conditions: Offer valid from 1 July 2025 - 30 December 2026, while stocks last. Petbarn is a registered trademark of Petbarn Pty Ltd ABN 78 001 802 759. Retail sales only. Offer available in-store at Petbarn and online at petbarn.com.au. Not in conjunction with any other offer. Cannot be used to purchase Petbarn gift cards. Not transferable for cash. One voucher per person. One time use only. FFL members only.



KIT26BOW20

20% off Bow & Bell Cat Grooming Products

Terms and Conditions: Offer valid from 1 July 2025 - 30 December 2026, while stocks last. Petbarn is a registered trademark of Petbarn Pty Ltd ABN 78 001 802 759. Retail sales only. Offer available in-store at Petbarn and online at petbarn.com.au. Not in conjunction with any other offer. Cannot be used to purchase Petbarn gift cards. Not transferable for cash. One voucher per person. One time use only. FFL members only.



KIT26PROPL

\$30 off ProPlan Kitten Dry Food

Terms and Conditions: Excludes Kitten 400g. Offer valid from 1 July 2025 - 30 December 2026, while stocks last. Petbarn is a registered trademark of Petbarn Pty Ltd ABN 78 001 802 759. Retail sales only. Offer available in-store at Petbarn and online at petbarn.com.au. Not in conjunction with any other offer. Cannot be used to purchase Petbarn gift cards. Not transferable for cash. One voucher per person. One time use only. FFL members only. This voucher is not exchangeable and valid for \$30 off PRO PLAN Kitten Dry food only.



KIT26ADV25

25% off Advance Kitten

Terms and Conditions: Offer valid from 1 July 2025 - 30 December 2026, while stocks last. Petbarn is a registered trademark of Petbarn Pty Ltd ABN 78 001 802 759. Retail sales only. Offer available in-store at Petbarn and online at petbarn.com.au. Not in conjunction with any other offer. Cannot be used to purchase Petbarn gift cards. Not transferable for cash. One voucher per person. One time use only. FFL members only.



KIT26CLN25

PETBARN

25% off Nature's Miracle
Cat Clean Up Products



KIT26CAT25

PETBARN

25% off Catsan
Cat Litter



KIT26NEXG25

PETBARN

25% off NexGard SPECTRA
Spot On for Cats

0.8-2.4 kg 3 Packs ONLY



KIT26PIDANLIT

PETBARN

30% off Pidan Composite
Tofu & Bentonite Cat
Litter 7L



KIT26MAXLIT30

PETBARN

30% off Max's
Cat Litter



KIT26PROBAL40

PETBARN

40% off ProBalance
Kitten Food





KIT26CLN25

25% off Nature's Miracle Cat Clean Up Products

Terms and Conditions: Offer valid from 1 July 2025 until 30 December 2026 while stocks last. Petbarn is a registered trademark of Petbarn Pty Ltd ABN 78 001 802 759. Retail sales only. Offer available in-store at Petbarn and online at petbarn.com.au. Not in conjunction with any other offer. Cannot be used to purchase Petbarn gift cards. Not transferable for cash. One voucher per person. One time use only. FFL members only.



KIT26CAT25

25% off Catsan Cat Litter

Terms and Conditions: Offer valid from 1 July 2025 until 30 December 2026 while stocks last. Petbarn is a registered trademark of Petbarn Pty Ltd ABN 78 001 802 759. Retail sales only. Offer available in-store at Petbarn and online at petbarn.com.au. Not in conjunction with any other offer. Cannot be used to purchase Petbarn gift cards. Not transferable for cash. One voucher per person. One time use only. FFL members only.



KIT26NEXG25

25% off NexGard SPECTRA Spot On for Cats

Terms and Conditions: Offer valid from 1 July 2025 until 30 December 2026 while stocks last. Petbarn is a registered trademark of Petbarn Pty Ltd ABN 78 001 802 759. Retail sales only. Offer available in-store at Petbarn and online at petbarn.com.au. Not in conjunction with any other offer. Cannot be used to purchase Petbarn gift cards. Not transferable for cash. One voucher per person. One time use only. FFL members only. Offer valid for NexGard SPECTRA Spot-on for Cats 0.8-2.4 kg 3 pack only.



KIT26PIDANLIT

30% off Pidan Composite Tofu & Bentonite Cat Litter 7L

Terms and Conditions: Offer valid from 1 July 2025 until 30 December 2026 while stocks last. Petbarn is a registered trademark of Petbarn Pty Ltd ABN 78 001 802 759. Retail sales only. Offer available in-store at Petbarn and online at petbarn.com.au. Not in conjunction with any other offer. Cannot be used to purchase Petbarn gift cards. Not transferable for cash. One voucher per person. One time use only. FFL members only.



KIT26MAXLIT30

30% off Max's Cat Litter

Terms and Conditions: Offer valid from 1 July 2025 until 30 December 2026 while stocks last. Petbarn is a registered trademark of Petbarn Pty Ltd ABN 78 001 802 759. Retail sales only. Offer available in-store at Petbarn and online at petbarn.com.au. Not in conjunction with any other offer. Cannot be used to purchase Petbarn gift cards. Not transferable for cash. One voucher per person. One time use only. FFL members only.



KIT26PROBAL40

40% off ProBalance Kitten Food

Terms and Conditions: Offer valid from 1 July 2025 until 30 December 2026 while stocks last. Petbarn is a registered trademark of Petbarn Pty Ltd ABN 78 001 802 759. Retail sales only. Offer available in-store at Petbarn and online at petbarn.com.au. Not in conjunction with any other offer. Cannot be used to purchase Petbarn gift cards. Not transferable for cash. One voucher per person. One time use only. FFL members only.



\$40 OFF*

OR

\$50 OFF*

Your Healthy Pets Plus Membership

Your next
vaccination



Vaccinations
included!



KIT26NOSHK40

PETBARN

40% off The Nosh
Project Slow Cooked
Kitten Food



KIT26ALDTOY

PETBARN

20% off All Day
Cat Toys



KIT26TETHER

PETBARN

20% off All Day
Kitten Collars,
Harness & Lead Sets



KIT26REVPLUS

PETBARN

25% off Revolution
Plus for Cats



KIT26FCO30

PETBARN

40% off Freshco
Cat Litter





To redeem \$40 off your next vaccination, book a vaccination appointment at your local Greencross Vets clinic & present this voucher



GXL01094

OR



To redeem \$50 off Healthy Pets Plus, join online at www.healthypetsplus.com.au and use code:

GUIDE50

Terms and Conditions: **Valid for new Greencross Vets patients or new Healthy Pets Plus members only. Cannot be applied to previous purchases. Petbarn, Greencross Vets and Healthy Pets Plus may amend this offer at their absolute discretion. For full T&Cs, visit www.greencrossvets.com.au/promotions



KIT26NOSHK40

40% off The Nosh Project Slow Cooked Kitten Food

Nothing's made like Nosh – Human-grade food for pets

Terms and Conditions: Offer valid from 1 July 2025 until 30 December 2026 while stocks last. Petbarn is a registered trademark of Petbarn Pty Ltd ABN 78 001 802 759. Retail sales only. Offer available in-store at Petbarn and online at petbarn.com.au. Not in conjunction with any other offer. Cannot be used to purchase Petbarn gift cards. Not transferable for cash. One voucher per person. One time use only. FFL members only.



KIT26ALDTOY

20% off All Day Cat Toys

Terms and Conditions: Offer valid from 1 July 2025 until 30 December 2026 while stocks last. Petbarn is a registered trademark of Petbarn Pty Ltd ABN 78 001 802 759. Retail sales only. Offer available in-store at Petbarn and online at petbarn.com.au. Not in conjunction with any other offer. Cannot be used to purchase Petbarn gift cards. Not transferable for cash. One voucher per person. One time use only. FFL members only.



KIT26TETHER

20% off All Day Kitten Collars, Harness & Lead Sets

Terms and Conditions: Offer valid from 1 July 2025 until 30 December 2026 while stocks last. Petbarn is a registered trademark of Petbarn Pty Ltd ABN 78 001 802 759. Retail sales only. Offer available in-store at Petbarn and online at petbarn.com.au. Not in conjunction with any other offer. Cannot be used to purchase Petbarn gift cards. Not transferable for cash. One voucher per person. One time use only. FFL members only.



KIT26REVPLUS

30% off Revolution Plus for Cats

Terms and Conditions: Offer valid from 1 July 2025 until 30 December 2026 while stocks last. Petbarn is a registered trademark of Petbarn Pty Ltd ABN 78 001 802 759. Retail sales only. Offer available in-store at Petbarn and online at petbarn.com.au. Not in conjunction with any other offer. Cannot be used to purchase Petbarn gift cards. Not transferable for cash. One voucher per person. One time use only. FFL members only.



KIT26FCO30

40% off Freshco Cat Litter

Terms and Conditions: Offer valid from 1 July 2025 until 30 December 2026 while stocks last. Petbarn is a registered trademark of Petbarn Pty Ltd ABN 78 001 802 759. Retail sales only. Offer available in-store at Petbarn and online at petbarn.com.au. Not in conjunction with any other offer. Cannot be used to purchase Petbarn gift cards. Not transferable for cash. One voucher per person. One time use only. FFL members only.



\$40 OFF*

Your emergency consult fee



KIT26BC30

PETBARN

30% off Breeder's Choice Kitten Litter 10L



KIT26OZLIT30

PETBARN

20% off Oz Pet Cat Litter



KIT26EZILOCK

PETBARN

40% off Ezi-Lock Odour Open & Hooded Kits



KIT26TRBNTRX

PETBARN

35% off Trouble & Trix Cat Litter



PUPKIT25KSF

PETBARN

20% off Surefeed Auto Feeders and Sureflap Fountain





Terms and Conditions: *Offer valid for 12 months from Date of Issue. Valid for use at any Animal Referral & Emergency Network locations. Locations can be found here: emergencyvet.com.au. Offer can be redeemed for \$40 off an Emergency consult fee. Not valid in conjunction with other offers and cannot be applied to previous purchases. To redeem, present this voucher at participating Emergency hospitals which can be found www.emergencyvet.com.au. Voucher must be used in single transaction. Not redeemable for cash. Offer does not apply to speciality services offered. If any additional treatment plans or medications are required, these will incur costs and the veterinarian will discuss these at the time of your emergency consult.



KIT26BC30

30% off Breeder's Choice Kitten Litter 10L

Terms and Conditions: Offer valid from 1 July 2025 - 30 December 2026 while stocks last. Petbarn is a registered trademark of Petbarn Pty Ltd ABN 78 001 802 759. Retail sales only. Offer available in-store at Petbarn and online at petbarn.com.au. Not in conjunction with any other offer. Cannot be used to purchase Petbarn gift cards. Not transferable for cash. One voucher per person. One time use only. FFL members only.



KIT26OZLIT30

20% off Oz Pet Cat Litter

Terms and Conditions: Offer valid from 1 July 2025 - 30 December 2026 while stocks last. Petbarn is a registered trademark of Petbarn Pty Ltd ABN 78 001 802 759. Retail sales only. Offer available in-store at Petbarn and online at petbarn.com.au. Not in conjunction with any other offer. Cannot be used to purchase Petbarn gift cards. Not transferable for cash. One voucher per person. One time use only. FFL members only.



KIT26EZILOCK

40% off Ezi-Lock Odour Open & Hooded Kits

Terms and Conditions: Offer valid from 1 July 2025 - 30 December 2026 while stocks last. Petbarn is a registered trademark of Petbarn Pty Ltd ABN 78 001 802 759. Retail sales only. Offer available in-store at Petbarn and online at petbarn.com.au. Not in conjunction with any other offer. Cannot be used to purchase Petbarn gift cards. Not transferable for cash. One voucher per person. One time use only. FFL members only.



KIT26TRBNTRX

35% off Trouble & Trix Cat Litter

Terms and Conditions: Offer valid from 1 July 2025 - 30 December 2026 while stocks last. Petbarn is a registered trademark of Petbarn Pty Ltd ABN 78 001 802 759. Retail sales only. Offer available in-store at Petbarn and online at petbarn.com.au. Not in conjunction with any other offer. Cannot be used to purchase Petbarn gift cards. Not transferable for cash. One voucher per person. One time use only. FFL members only.



PUPKIT25KSF

20% off Surefeed Auto Feeders and Sureflap Fountain

Terms and Conditions: Offer valid from 1 July 2025 - 30 December 2026 while stocks last. Petbarn is a registered trademark of Petbarn Pty Ltd ABN 78 001 802 759. Retail sales only. Offer available in-store at Petbarn and online at petbarn.com.au. Not in conjunction with any other offer. Cannot be used to purchase Petbarn gift cards. Not transferable for cash. One voucher per person. One time use only. FFL members only.





Got pet questions?

Ask PetAI for answers.

*PetAI can help answer your pet-related questions but does not replace advice. T&Cs apply.



Love them back with a single app

Download today!

TOGETHER WITH



Greencross
Vets



Download on the
App Store



GET IT ON
Google Play

Petbarn

We guarantee you'll love it!

**Prices
you'll love.**



*If you find a lower price on an identical in-stock item, we'll match it. See petbarn.com.au/price-guarantee for full T&C.

**Love our
2hr delivery.**



*Get your order in 2 hours or the delivery is free, Metro areas only. See petbarn.com.au/delivery-information for full T&C.

**Taste it, love it
or we'll replace it.**



*If your pet doesn't love their food, we'll help you find a replacement. See petbarn.com.au/taste-guarantee for full T&C.

**Love it or we'll
replace it.**



*If your cat doesn't love their litter, we'll help you find their replacement. See petbarn.com.au/litter-lovers-guarantee for full T&C.



Up to \$550
worth of discount
vouchers inside!*

*Maximum combined discount achievable when a Friends for Life member redeems vouchers across select categories at Petbarn & Greencross Vets. Based on combined spend of \$1,800. Value is correct at time of printing. See individual voucher for T&Cs.